






Semester End

In

Students Achieve

Key Points

-  Percent Conversion is ONLY for grades 10 - 12 classes.
-  The Percent Calculation will be turned approx 1 week prior to marks due. You will be informed of the exact date through an email. This will be viewable by anyone (teachers, parents, students) that have access to the portal.
-  The Percent Calculation will be shut approx 1 week following semester end.
-  Yearlong classes (math 10, band, ELA(Band)) will show a percentage in Students Achieve in January but it will NOT print on the report card.
-  Once the percent has exported to maplewood it will remain in maplewood for teacher viewing for the rest of the year.

How is the Percent Calculated?

The percent is taken by averaging each outcome's mid point value.

Rubric Descriptor		10-12 Rubric Level	Percentage Point Range	Grade used for average
Mastery	Indicates an insightful understanding of the grade level outcomes. Students at this level can apply and transfer knowledge to novel situations.	4+	96 – 100	98
		4	91 - 95	93
		4-	86-90	88
Proficiency	Indicates a well developed understanding of the grade level outcome. Students at this level are competent with the skills and knowledge identified in the outcome and are on par with curricular expectations.	3+	81-85	83
		3	76-80	78
		3-	71-75	73
Approaching	Indicates a basic understanding. Students at this level have limited success with the stated outcome even with support.	2+	66-70	68
		2	61-65	63
		2-	56-60	58
Beginning	Indicates a partial understanding. Students at this level have limited success with the stated outcome even with support.	1+	50-55	53
		1	43-49	46
		1-	36-42	39



Any optional outcomes that you do not assess, will be left as N/A or blank and will NOT be calculated in the overall average



Any outcomes that a STUDENT has not assessed, but that you have completed in class, assign a 0 to that outcome and it will be calculated into the overall average



You may use professional judgment to override the percent, however it MUST be a numerical value



Overall Result Analysis / S1T1

Outcome

	CE1	SDS1	CD1	CD2	CD3	CD4	CR1	CR2	CR3	CR4	FM1	FM2	FM3
Most Consistent													
+ Most Recent													
- Professional Judgement	4- ▾	3- ▾	4 ▾	3- ▾	1 ▾	2 ▾	▾	▾	▾	▾	▾	▾	▾
Outcome Result	4-	3-	4	3-	1	2							

Term

	S1T1
Average	73
Professional Judgement	<input type="text"/>
Term Result	73

This is where you can type in your professional judgment if you want.

Students Not Receiving the Credit

Students who are going to continue working on this class with you or students who will need to repeat the class need to have ALL of their outcome scores changed to N/A's!



Overall Result Analysis / S1T2

Outcome		WA10.10	WA10.11	WA10.1	WA10.2	WA10.3	WA10.4	WA10.5	WA10.7	WA10.6	WA10.8	WA10.9
	Most Consistent	2-	1+	2-						2-		
+	Most Recent	2-	1+	2-						2-		
-	Professional Judgement	N/A	N/A	N/A	N/A	N/A	N/A	N/A	N/A	N/A	N/A	N/A
	Outcome Result	N/A	N/A	N/A	N/A	N/A	N/A	N/A	N/A	N/A	N/A	N/A
Term		S1T2										
	Average											
	Professional Judgement	<input type="checkbox"/>										
	Term Result											

****** It is recommended that you print off a progress report for this student as they will not show up in your students achieve next semester!

Reminders



Students Achieve defaults to the most recent score.

Outcome	WA10.10	WA10.11	WA10.1	WA10.2	WA10.3	WA10.4	WA10.5	WA10.7	WA10.6	WA10.8	WA10.9
Most Consistent	2-	3-	3-	3+					4-	3-	1+
Most Recent	2-	3-	3	3+					4-	3	1
Professional Judgement	<input type="text"/>	<input type="text"/>	<input type="text"/>	<input type="text"/>	<input type="text"/>	<input type="text"/>	<input type="text"/>	<input type="text"/>	<input type="text"/>	<input type="text"/>	<input type="text"/>
Outcome Result	2-	3-	3	3+					4-	3	1

Strand	WFM10	WRL10	WSS10	WTRIG
Average	2+	3+		3-
Most Consistent	2+	3+		3-
Professional Judgement	<input type="text"/>	<input type="text"/>	<input type="text"/>	<input type="text"/>
Strand Result	2+	3+		3-



You can view all of the assessments by clicking on the + sign

Assessments						
	CG9.1	CG9.2	CC9.1	CC9.2	LW9.1	LW9.2
CC9.2				4 - Mastery		
- CG9.1	4 - Mastery					
Patch Adams Reflection	3 - Proficiency	4 - Mastery			4 - Mastery	3 - Proficiency

Outcome						
	CG9.1	CG9.2	CC9.1	CC9.2	LW9.1	LW9.2
Most Consistent	4 - Mastery	4 - Mastery		4 - Mastery	4 - Mastery	3 - Proficiency
+ Most Recent	3 - Proficiency	4 - Mastery		4 - Mastery	4 - Mastery	3 - Proficiency
Professional Judgement	<input type="text"/>	<input type="text"/>	<input type="text"/>	<input type="text"/>	<input type="text"/>	<input type="text"/>
Outcome Result	3	4		4	4	3

Strand			
	Grow	Work	Plan
Average	4 - Mastery	4 - Mastery	4 - Mastery
Most Consistent	4 - Mastery	4 - Mastery	4 - Mastery
Professional Judgement	<input type="text"/>	<input type="text"/>	<input type="text"/>
Strand Result	4	4	4



Do NOT enter any marks into maplewood! All marks are to go into Students Achieve. The only thing you enter in maplewood are comments. If you enter marks into Students Achieve they will be written over with what is in Students Achieve when the export happens.

*Exception - Tracey Roualt and Shelley Toporowski

FAQ



What will the report card look like?

* Grade 9 and yearlong 10 - 12 classes will just have the strand mark on the 1 - 4 scale

* Grades 10 - 12 semester classes will have the strand marks on the 1 - 4 scale AND an overall percent score

Code	Course	Teacher	Late	Absent
MAWA10 w	Math: Workplace and Apprenticeship 10	Mrs. C. Lehner	10	40
Topic	Midterm	Final		
Characteristics of Successful Learners				
Work Habits	R	S		
Citizenship	R	S		
Confidence	R	S		
Responsibility	R	S		
Math: Workplace and Apprenticeship 10				
Financial Math	3	3		
Reasoning and Logic	2	3		
Shape and Space	N/A	N/A		
Trigonometry and Angles	3-	2-		
Grade			70	

* Note there would also be a comment, however when this was run there was no comment entered.

